

RACE TO THE FINISH!

Choose the spinner that gives you the greatest chance of landing on the square you want ... or avoiding the one you want to miss – as you “Race To the Finish!”

Materials:

- Game board (provided)
- Spinners (provided)
- Paper clip
- Pencil
- Game pieces (a different piece for each player)

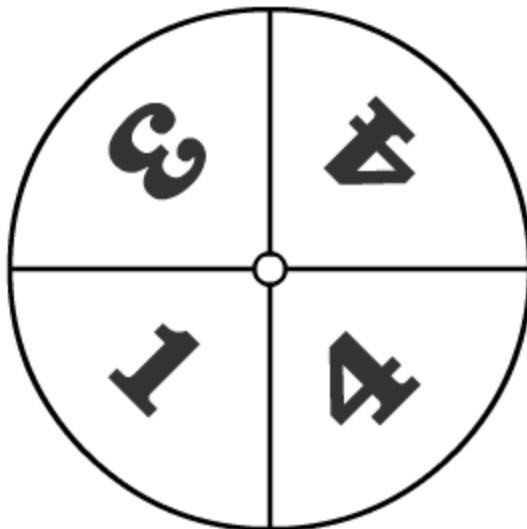
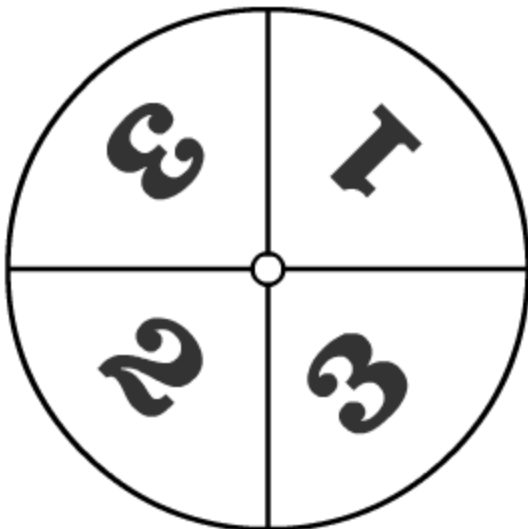
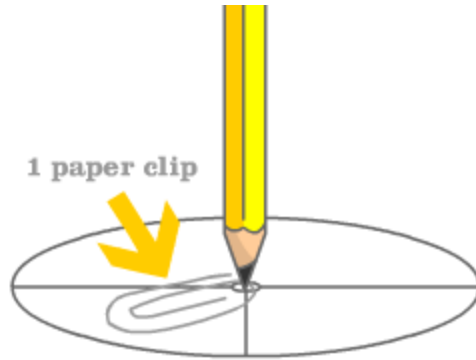
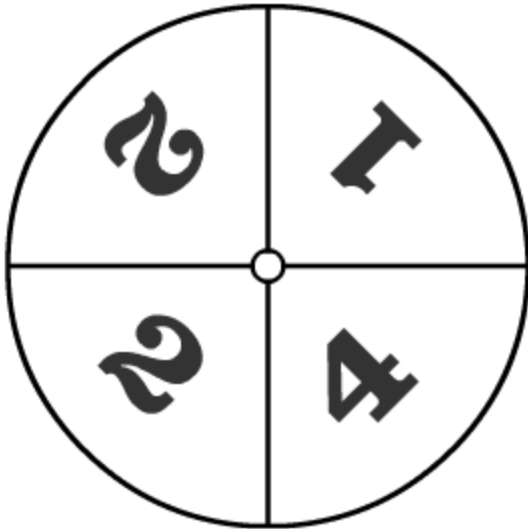
Directions:

1. Print out the game board and spinners. Invite your child to play the game “Race to the Finish!” with you. Explain the rules of the game and demonstrate how to use the spinner (as shown on spinner page).
2. Rules of the game: Two to four people can play. Players put their game pieces on START. Each player chooses a spinner, spins the paper clip, and moves to the nearest square that shows that number. On each turn, you choose the spinner that gives you the best chance of spinning the number you want – or the best chance of avoiding the number you don’t want! The first to cross the finish line (by spinning a 4) wins the game.
3. As you play, talk about why you choose one spinner over another. If the number you want appears more than once on a spinner, your chances of spinning it are greater than if it appears only once.

Parent Pointers:

- Use this activity to give your child experience with probability.
- For game pieces, use buttons or other small objects.

RACE TO THE FINISH SPINNERS



RACE TO THE FINISH GAMEBOARD

